

# US DOLLAR TRIFECTA: INFLATION, ELECTIONS, POLICY

Christopher Gannatti – Global Head of Research, WisdomTree.  
20 Jun 2018

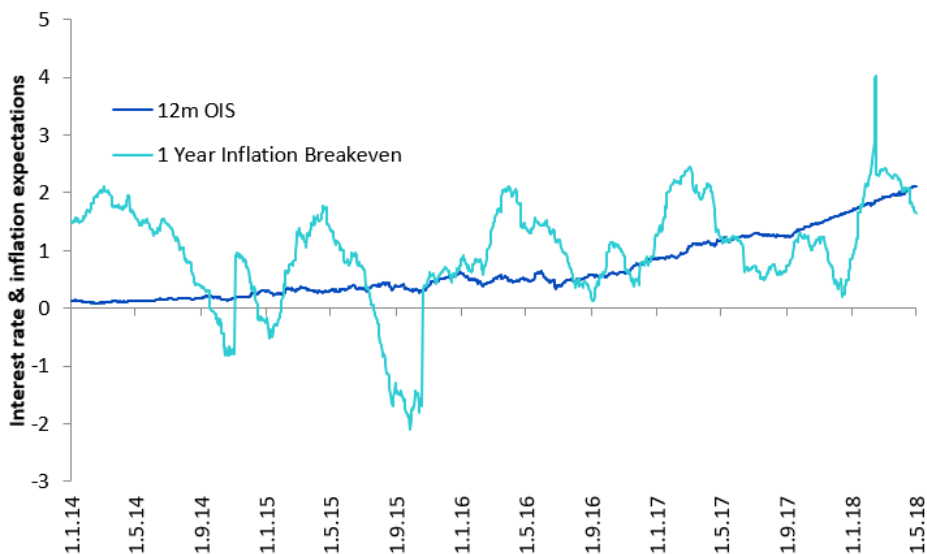
As we seek to understand movements of the US dollar, we’ve noticed that there are three major factors that come up time and again:

1. Inflation
2. Elections
3. Policy

Let’s evaluate each of these in turn.

## Rising inflation can push US Dollar towards weakness

Figure 1: Interest rate and inflation expectations



Sources: Bloomberg, Record, 31 March 2014 to 2 May 2018.

**Past performance is not indicative of future results. You cannot invest directly in an Index.**

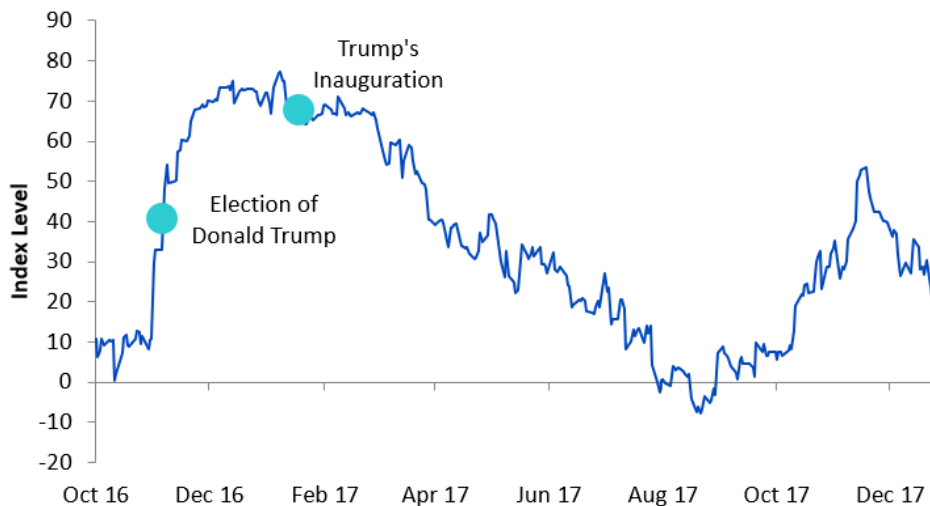
The 12-month Overnight Index Swap (OIS) is indicative of what an investor would receive if they rolled the overnight interest rate over the course of a 12-month period, whereas the 1-year inflation breakeven takes the yield on the nominal 12-month T-bill minus the yield on the inflation protected 12-month T-bill. Both have been on the rise through 2017 and into 2018.

Monitoring the picture of US inflation using market-oriented gauges like this is of

great value because it can help us look even beyond the US Dollar towards a toolkit of investments that might respond in a rising inflation environment. Stocks with growing dividends are of interest, as are other real assets, like commodities, which can see their prices rise as somewhat of an inflation hedge.

**US Dollar positioning has indicated disappointment with President Trump**

**Figure 2: Citi FX Positioning Alert Indicator (PAIN) index: USD positioning**



Sources: Citi, Macrobond, Record, 29 December 2015 to 29 December 2017.

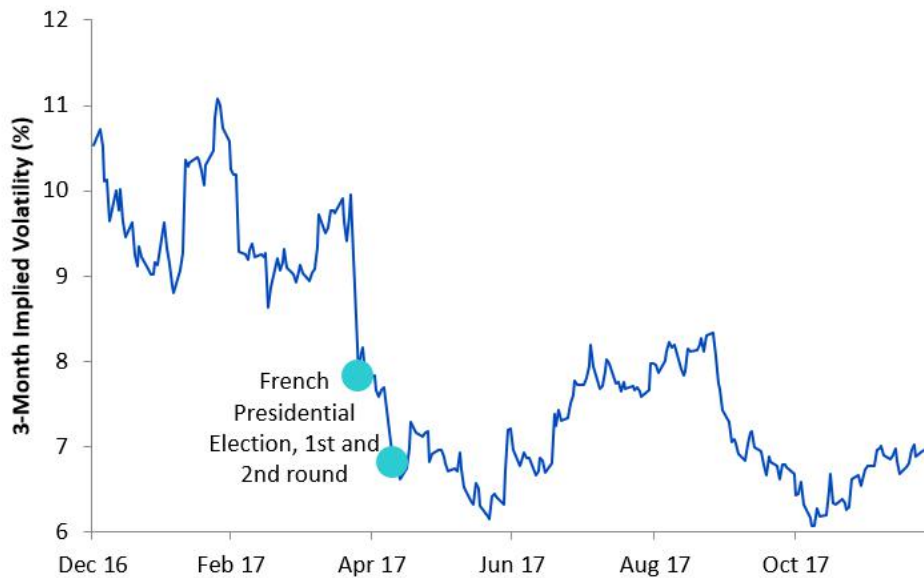
**Past performance is not indicative of future results. You cannot invest directly in an Index.**

The election and inauguration of President Trump saw great enthusiasm amongst dollar bulls that positioned themselves with lots of long US Dollar exposure. The basis of this view was that the new administration would have the potential to extend the natural growth cycle, doing things like tax cuts and infrastructure spending late in the economic cycle.

With the benefit of hindsight, we now know that even with Republican control in both the legislative and executive branches of the US government, it was far from easy to implement a tax bill. An infrastructure spending policy remains to be seen as of this writing. This manifested itself in many dollar bulls becoming bearish, dramatically reducing their long-US Dollar positions. At times people have characterized the dollar weakness of 2017 as flow-related—this is a good gauge to provide evidence to that view.

**Macron election opened the door to euro strength**

**Figure 3: EUR/USD 3-month implied volatility**



Sources: Bloomberg, Record, 30 Jun. 2016 to 29 Dec. 2017.

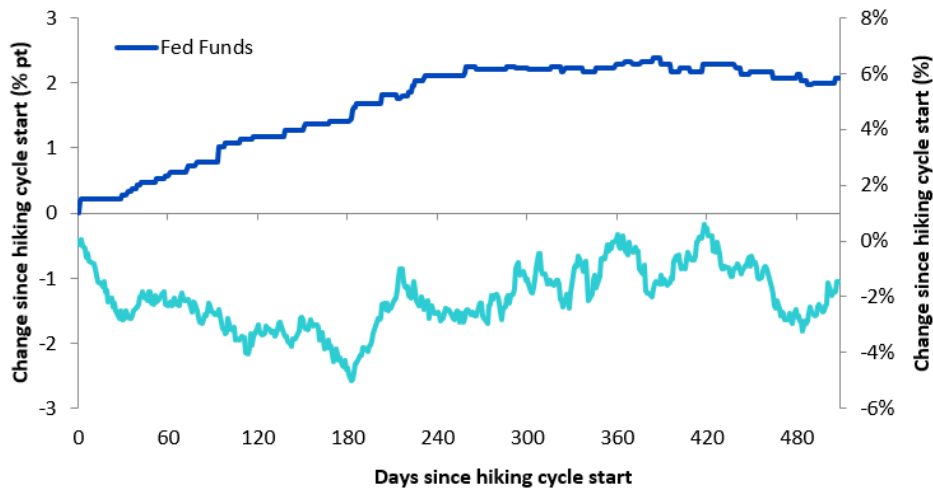
**Past performance is not indicative of future results. You cannot invest directly in an Index.**

One of the most influential (and in 2017 most surprising) currency pairs was the euro vs. the US Dollar. The biggest story in the first part of 2017—especially after President Trump’s election victory—was the so-called “Populist Uprising”. For markets, the most significant embodiment of that was Marine Le Pen. Her loss to Emmanuel Macron allowed investors to become a lot more comfortable with holding long-euro positions, as it was feared that a Le Pen victory would be a major turning of the tide towards euro skepticism.

The euro-US Dollar 3-month implied volatility behavior does indicate a substantial lowering of implied risk in this exchange rate, the catalyst for which was the French election. During elections through the rest of 2017, the market never quite placed the same level of risk in the concept of euro skepticism, and one could think of this as removing an impediment to euro strength, as opposed to anything specifically related to dollar weakness.

**Do investors have the concept of Central Bank policy divergence incorrect?**

**Figure 4: USD Index during hiking cycles**



Sources: Bloomberg, Record. Average of past five hiking cycles (1986 to 88, 1988 to 90, 1994 to 96, 1999 to 2001, 2004 to 06).

**Past performance is not indicative of future results. You cannot invest directly in an Index.**

Capital flows towards higher relative interest rates and pushes up the value of higher interest rate currencies relative to lower interest rate currencies, right? In theory yes, but in practice like many aspects of thinking about currency movements, it's not that simple. Here, we look at the average of the past five interest rate hiking cycles at the US Federal Reserve. In general, these policy shifts have been more likely, at least historically speaking, to be accompanied by a weaker dollar than a stronger one.

An explanation of the phenomenon, especially valid in today's markets, is that the Fed tends to communicate its intended path of policy, not wanting to spook markets. As a result, when then Fed Chairman Benjamin Bernanke started talking about tapering quantitative easing purchases in May of 2013, global markets reacted in a way that we now reference as the Taper Tantrum. Broad based dollar appreciation followed. When we began 2017 or 2018, in contrast, market participants broadly have a baseline of several expected policy hikes, and the surprise would only occur in the other direction.

When thinking about central banks, we must start from a standpoint of what might surprise markets with new information, rather than an expected widely anticipated environment of policy divergence.

### Considerations for 2018 & beyond

It will be important to continue monitoring these different factors, thinking about the potential for surprises. Will weaker economic data out of the Eurozone inspire further easy monetary policy from the ECB? Are there political risks in Europe, perhaps from Italian political scenario, that cause questions about the euro area? Will US inflation surprise to the upside significantly? The answers to these types of questions, in our view, will have the potential to shift the tides in currency markets much more than what we all know and expect today.

### Related Blogs

+ [Unwrapping the Mystery of Dollar Depreciation in 2017](#)

1 We'd like to thank Record Currency Management, a global thought leader on currencies for analytical support in this blog series.

View the online version of this article [here](#).

Important Information

**Marketing communications issued in the European Economic Area (“EEA”):** This document has been issued and approved by WisdomTree Ireland Limited, which is authorised and regulated by the Central Bank of Ireland.

**Marketing communications issued in jurisdictions outside of the EEA:** This document has been issued and approved by WisdomTree UK Limited, which is authorised and regulated by the United Kingdom Financial Conduct Authority.

WisdomTree Ireland Limited and WisdomTree UK Limited are each referred to as “WisdomTree” (as applicable). Our Conflicts of Interest Policy and Inventory are available on request.

For professional clients only. The information contained in this document is for your general information only and is neither an offer for sale nor a solicitation of an offer to buy securities or shares. This document should not be used as the basis for any investment decision. Investments may go up or down in value and you may lose some or all of the amount invested. Past performance is not necessarily a guide to future performance. Any decision to invest should be based on the information contained in the appropriate prospectus and after seeking independent investment, tax and legal advice.

The application of regulations and tax laws can often lead to a number of different interpretations. Any views or opinions expressed in this communication represent the views of WisdomTree and should not be construed as regulatory, tax or legal advice. WisdomTree makes no warranty or representation as to the accuracy of any of the views or opinions expressed in this communication. Any decision to invest should be based on the information contained in the appropriate prospectus and after seeking independent investment, tax and legal advice.

This document is not, and under no circumstances is to be construed as, an advertisement or any other step in furtherance of a public offering of shares or securities in the United States or any province or territory thereof. Neither this document nor any copy hereof should be taken, transmitted or distributed (directly or indirectly) into the United States.

Although WisdomTree endeavours to ensure the accuracy of the content in this document, WisdomTree does not warrant or guarantee its accuracy or correctness. Where WisdomTree has expressed its own opinions related to product or market activity, these views may change. Neither WisdomTree, nor any affiliate, nor any of their respective officers, directors, partners, or employees accepts any liability whatsoever for any direct or consequential loss arising from any use of this document or its contents.