

# WHAT'S HOT: DR COPPER'S MISDIAGNOSIS

Nitesh Shah – Head of Commodities and Macroeconomic Research, WisdomTree Europe  
01 Dec 2022

Something curious has happened in the copper market: copper futures curves have shifted into contango from a state of backwardation<sup>1</sup>. Backwardation is a sign of market tightness: people are willing to spend more on copper for immediate delivery rather than lock into a contract and wait a month at a lower price. As far as we can tell, the copper market is super-tight. A reversion to contango, we believe, doesn't signify a loosening of the market and we believe backwardation will reign again soon.

## Curious contango

Both CME COMEX<sup>2</sup> and LME<sup>3</sup> curves have made the transition. In fact, several base metals including lead, tin, and zinc have flipped to contango in recent weeks from backwardation. Investors in rolling futures strategies benefit from backwardation: as the futures prices approach spot through the passage of time (assuming curve shape does not change), its price should rise.

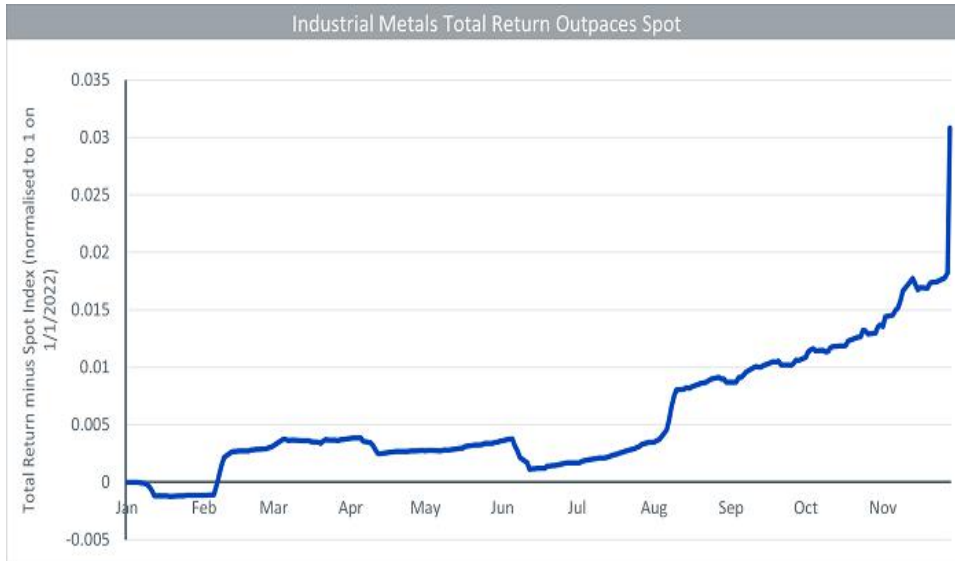


Source: Bloomberg WisdomTree. Data from 25 November 2022 and 25 October 2022. USD/lb = cents per pound, USD/MT = Dollars per Tonne.

**Historical performance is not an indication of future performance and any investments may go down in value.**

## Rolling futures have outperformed spot this year

So far this year, the Bloomberg Commodity Industrial Metals Total Return Subindex has outpaced the Bloomberg Commodity Industrial Metals Spot Index: a product of backwardation in base metals. The erosion of backwardation could threaten this outcome.

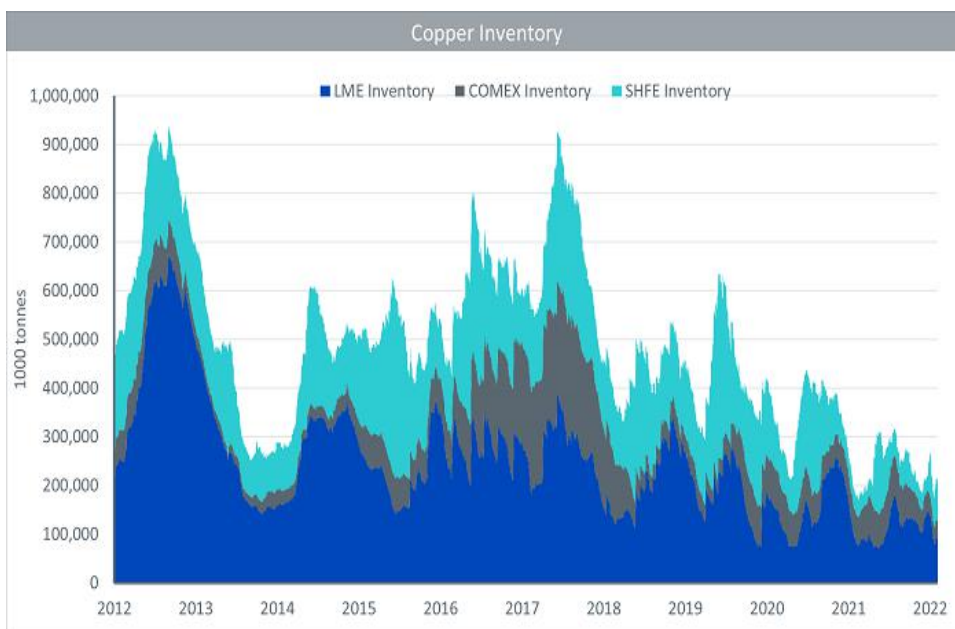


Source: Bloomberg WisdomTree. Data from 1/1/2022 to 30/11/2022. Total Return = Bloomberg Commodity Industrial Metals Total Return Subindex and Spot = Bloomberg Commodity Industrial Metals Spot Index.

**Historical performance is not an indication of future performance and any investments may go down in value.**

**Inventory perilously low**

However, we believe contango will be short-lived as tightness remains. Firstly, copper inventory levels are very low. A small uptick in Shanghai inventory in the past month may not be sustainable if China starts to soften its excessive zero-COVID policies.

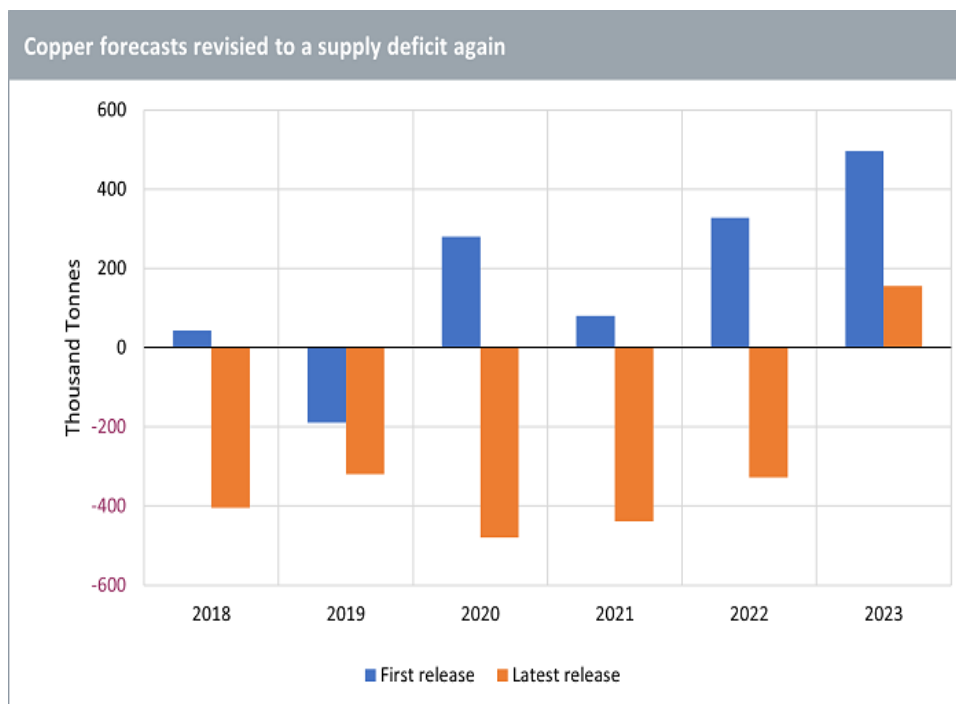


Source: Bloomberg WisdomTree. Data from 22/10/2012 to 25/11/2022. Chicago Mercantile Exchange's Commodity Exchange (COMEX), London Metal Exchange (LME), Shanghai Futures Exchange (SHFE).

**Historical performance is not an indication of future performance and any investments may go down in value.**

## Further deficits to come

Copper production forecasts are falling fast. The International Copper Study Group (ICSG)'s first forecast for 2022 copper balances (demand less supply), cast in October 2021, was for a sizeable surplus of 328 thousand tonnes. Its latest forecast (cast on 19 October 2022) is for a deficit of 328 thousand tonnes in 2022.



Source: WisdomTree, International Copper Study Group (ICSG). ICSG's latest forecast from 19 October 2022.


**Forecasts are not an indicator of future performance and any investments are subject to risks and uncertainties.**

Since the ICSG put these forecasts out, we have seen further signs of tightening in the market and we doubt that 2023 will be a surplus year. Codelco, the world's biggest copper producer, will halve its refined copper sales to China in 2023, citing major production challenges at its Chuquibambilla complex and closure of the Ventanas smelter, both in Chile. One of the main unions at BHP's Escondida copper mine in Chile rejected a company proposal to address alleged contract and safety breaches on 24 November. Failure to reach an agreement could result in strikes in the coming days.

## Investors finally taking note

Positioning in copper futures appears to have been weighed down by macro concerns. With central banks bent on killing inflation and risking a recession, many investors have ignored the fundamentals in copper and focused on potential for demand destruction. But the mood is shifting. Speculative positioning in copper has shifted to net long after being net short since March 2022.





Source: Bloomberg WisdomTree. Data from 25/11/2017 to 25/11/2022. Chicago Mercantile Exchange's Commodity Exchange (COMEX). Stdv = standard deviation.

**Historical performance is not an indication of future performance and any investments may go down in value.**

### Conclusion

Copper supply is tight and we expect a state of backwardation to return very soon.

### Sources

<sup>1</sup> [Commodity ETPs are Exposed to Futures Contracts Not the Physical Spot. Why Does it Matter?](#)

<sup>2</sup> Chicago Mercantile Exchange's Commodity Exchange.

<sup>3</sup> London Metal Exchange

### Related blogs

+ [What's Hot: Industrial metal cyclicalities are only skin-deep](#)

+ [Recession may be a red herring for a market fuelled by a supercycle](#)

### Related products

+ [WisdomTree Industrial Metals \(AIGI\)](#)

+ [WisdomTree Copper \(COPA\)](#)

View the online version of this article [here](#).

Important Information

**Marketing communications issued in the European Economic Area (“EEA”):** This document has been issued and approved by WisdomTree Ireland Limited, which is authorised and regulated by the Central Bank of Ireland.

**Marketing communications issued in jurisdictions outside of the EEA:** This document has been issued and approved by WisdomTree UK Limited, which is authorised and regulated by the United Kingdom Financial Conduct Authority.

WisdomTree Ireland Limited and WisdomTree UK Limited are each referred to as “WisdomTree” (as applicable). Our Conflicts of Interest Policy and Inventory are available on request.

**For professional clients only.** The information contained in this document is for your general information only and is neither an offer for sale nor a solicitation of an offer to buy securities or shares. This document should not be used as the basis for any investment decision. Investments may go up or down in value and you may lose some or all of the amount invested. Past performance is not necessarily a guide to future performance. Any decision to invest should be based on the information contained in the appropriate prospectus and after seeking independent investment, tax and legal advice.

The application of regulations and tax laws can often lead to a number of different interpretations. Any views or opinions expressed in this communication represent the views of WisdomTree and should not be construed as regulatory, tax or legal advice. WisdomTree makes no warranty or representation as to the accuracy of any of the views or opinions expressed in this communication. Any decision to invest should be based on the information contained in the appropriate prospectus and after seeking independent investment, tax and legal advice.

This document is not, and under no circumstances is to be construed as, an advertisement or any other step in furtherance of a public offering of shares or securities in the United States or any province or territory thereof. Neither this document nor any copy hereof should be taken, transmitted or distributed (directly or indirectly) into the United States.

Although WisdomTree endeavours to ensure the accuracy of the content in this document, WisdomTree does not warrant or guarantee its accuracy or correctness. Where WisdomTree has expressed its own opinions related to product or market activity, these views may change. Neither WisdomTree, nor any affiliate, nor any of their respective officers, directors, partners, or employees accepts any liability whatsoever for any direct or consequential loss arising from any use of this document or its contents.