

---

# WHAT'S HOT: IS OIL SUFFICIENTLY PRICING IN GEOPOLITICAL RISKS?

Nitesh Shah – Head of Commodities and Macroeconomic Research, WisdomTree Europe  
26 Apr 2024

## The Middle East war has stepped up a gear

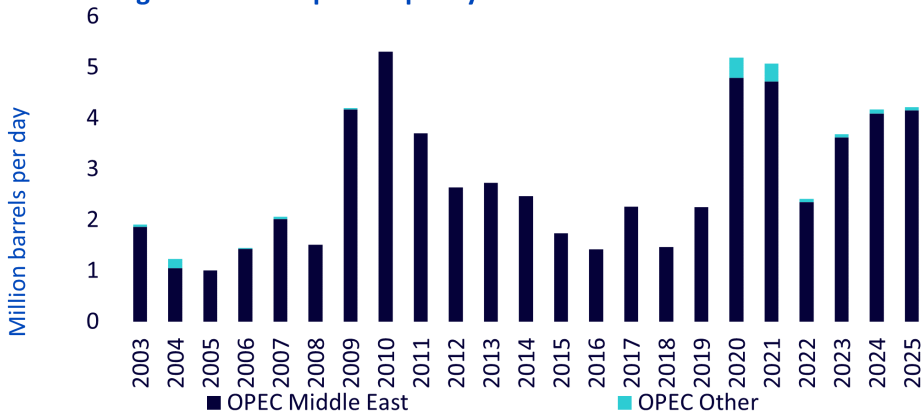
Israel has responded to Iran's attack of 13th April with a largely symbolic strike. While Iran sent 300 missiles and drones into Israel in a very public display, the details of Israel's 19th April counterattack remain limited. Israel, while conducting the counterattack appears to have tried to appease United States and its other allies by not overly escalating the situation. Oil markets largely shrugged off the latest events. Although Brent prices initially gained more than \$3 per barrel to above \$90 per barrel intraday on 19th April, they ended the day trading slightly below the previous day. However, such matters are finely balanced and tipping back into a more aggressive stance could be just moments away.

The conflict has clearly shifted gears: there is now an overt war between Israel and Iran, where previously Iran had been using its proxies - Hamas, Houthis, Hezbollah - to do its bidding. This elevates the risk for the oil markets, through a combination of potential supplies from Iran being disrupted and more importantly because of Iran's geographical position near the world most important choke point.

## Iran is an important producer but can be compensated by OPEC spare capacity

Iran's oil production is 3.25 million b/d (Source: International Energy Agency, April 2024). Should there be disruption to its oil supply, we believe that the rest of the Organization of the Petroleum Exporting Countries (OPEC) could compensate for loss of production, as the group has more than 4 million b/d effective spare capacity (Source: Energy Information Administration of USA, April 2024). There may be some delay in turning all the production on though. But more importantly potential disruptions to oil transit choke points complicate matters.

Figure 1: OPEC Spare Capacity



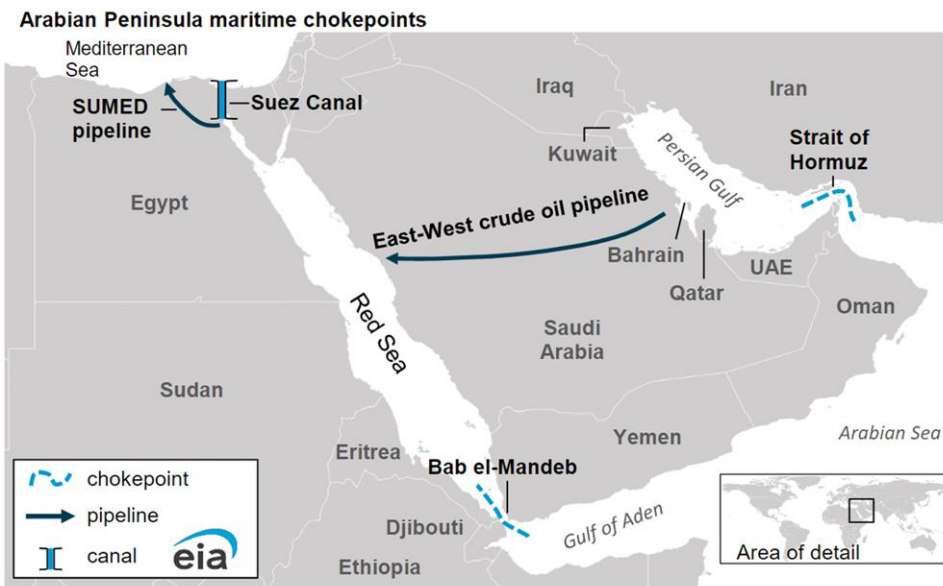
Source: Energy Information Administration of USA, April 2024. Forecasts are not an indicator of future performance and any investments are subject to risks and uncertainties.

The Strait of Hormuz: the most important choke point

The Strait of Hormuz, located between Oman and Iran, connects the Persian Gulf with the Gulf of Oman and the Arabian Sea. The Strait of Hormuz is the world's most important oil chokepoint because large volumes of oil flow through the strait. In 2022, its oil flow averaged 21 million barrels per day (b/d), or the equivalent of about 21% of global petroleum liquids consumption or more than a quarter of all maritime oil trade. We estimate a similar amount for 2023.

It is also an important transit route for liquefied natural gas (LNG) with 10.9 billion cubic feet per day moving through the Strait of Hormuz. That is approximately a fifth of global LNG.

Figure 2



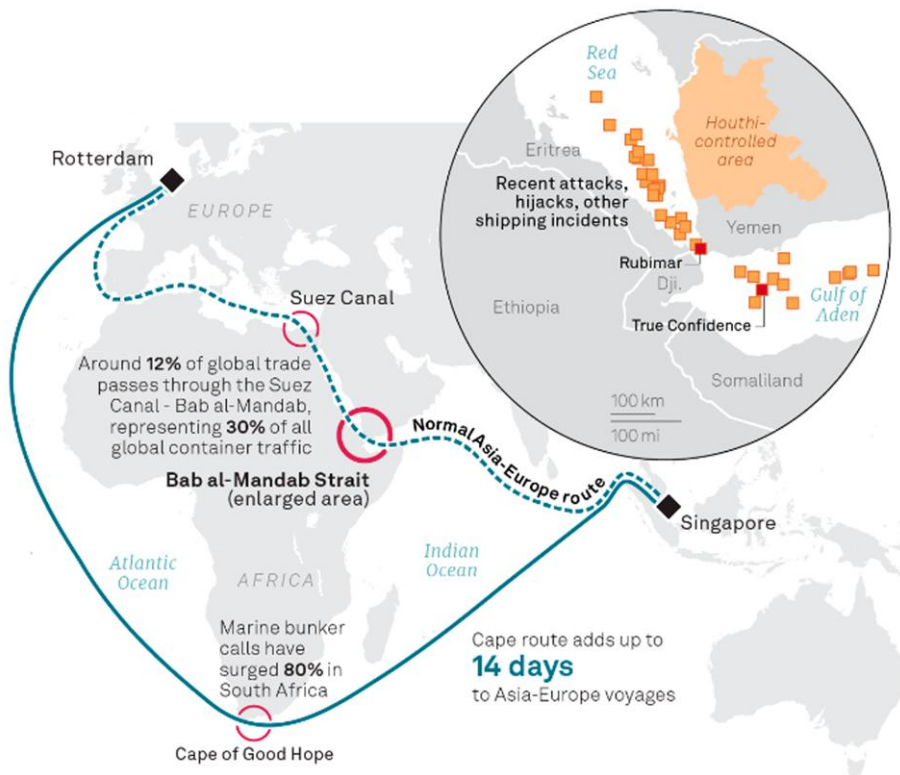
Source: Energy Information Administration of USA, 2023

The Bab el-Mandeb Strait and Suez Canal: already compromised

The Israeli war has already created large disruptions to oil flow through the Bab el-Mandeb Strait, which in 2022 accounted for 7.1 million b/d of transit. That is close to a third of the maritime oil volume that goes through the Strait of Hormuz. The attacks on ships in the Red Sea by Houthi rebels has driven many tankers to take a 4000-mile detour around the Cape of Good hope in South Africa, which adds an extra 14 days to the Europe-Asia trade route. That adds significant costs to deliveries and tightens supply oil.

The Suez Canal, another important choke point around the Red Sea is also disrupted due to the ongoing conflict.

**Figure 3: Circumventing the Arabian Peninsula via the Cape of Good Hope takes many more nautical miles**



Source: S&P Global, 2024

**Figure 4: Oil choke points in the Middle East by the numbers**

<i>Million barrels per day</i>	2022
Oil flow through Strait of Hormuz	20.8
Oil flow through Bab el-Mandeb Strait	7.1
Oil flow through Suez Canal and SUMED pipeline	7.2
World maritime oil trade	75.2
World oil consumption (all liquids)	99.6
<i>Billion cubic feet per day</i>	2022
LNG flow through Strait of Hormuz	10.9
LNG flow through Bab el-Mandeb Strait	4.5
LNG flow through Suez Canal	4.5

Source: Energy Information Administration of USA, 2023. Historical performance is not an indication of future performance and any investments may go down in value

### How disruptions could occur

Disruption to oil moving through the Strait of Hormuz could come in a number of ways:

- Collateral damage from missiles
- Iran could block the Strait in an act of protest

In 2019, Iran conducted a number of attacks on ships around the Strait of Hormuz. Iran's Revolutionary Guards also captured a British-flagged oil tanker in the Gulf after Britain seized an Iranian vessel for violation of sanctions.

Iran's oil production similarly could be affected in a number of ways:

- Collateral damage from missiles
- Sanctions against Iran tightened

### Sanctions and more sanctions

In recent years, Iran has expanded production because the US has not enforced its extraterritorial sanctions on Iran with as much vigour as in previous years. To be clear, the US does not import any Iranian oil and has not done since the 1970s. But its sanctions apply globally – any entity importing Iranian oil will violate US sanctions. The US loosened its enforcement because it wanted to advance discussions on a nuclear deal. The recent escalation of the conflict will increase pressure on the US to revert to tighten enforcement. Whether the US will follow through is unclear given it has reimposed sanctions targeting Venezuela's oil exports and energy sector investments on 17 April 2024, and set a deadline of 31 May for most foreign companies to wind down business with state-owned oil firm PdV. With multiple sanctions to enforce, upward price pressure on oil in an election year and less chances of reprieve from interest rate cuts, the Administration may shy away from being as hawkish as it could be.

### Geopolitical risks fairly priced?

With Brent oil falling below \$90/bbl, we are unconvinced that that the markets are pricing in all the geopolitical risk that is present today. The market maybe putting a lot of faith in the ability of OPEC to react to potential disruptions and the market maybe hopeful that the tensions de-escalate or the sanction enforcement remains slack.

We believe that a moderate increase in tensions resulting in physical supply disruption could drive a spike in oil prices before the OPEC group have a chance to react. We therefore believe Brent (or WTI) oil futures offer a great opportunity to hedge against further escalation in the region.

#### Related Products

- + [WisdomTree WTI Crude Oil \(CRUD/CRUP\)](#)
- + [WisdomTree Brent Crude Oil \(BRNT\)](#)
- + [WisdomTree Energy Enhanced \(BENE\)](#)

#### Related Blogs

- + [What's Hot: IEA and OPEC demand forecasts continue to remain a gulf apart](#)

View the online version of this article [here](#).

Important Information

**Marketing communications issued in the European Economic Area (“EEA”):** This document has been issued and approved by WisdomTree Ireland Limited, which is authorised and regulated by the Central Bank of Ireland.

**Marketing communications issued in jurisdictions outside of the EEA:** This document has been issued and approved by WisdomTree UK Limited, which is authorised and regulated by the United Kingdom Financial Conduct Authority.

WisdomTree Ireland Limited and WisdomTree UK Limited are each referred to as “WisdomTree” (as applicable). Our Conflicts of Interest Policy and Inventory are available on request.

**For professional clients only.** The information contained in this document is for your general information only and is neither an offer for sale nor a solicitation of an offer to buy securities or shares. This document should not be used as the basis for any investment decision. Investments may go up or down in value and you may lose some or all of the amount invested. Past performance is not necessarily a guide to future performance. Any decision to invest should be based on the information contained in the appropriate prospectus and after seeking independent investment, tax and legal advice.

The application of regulations and tax laws can often lead to a number of different interpretations. Any views or opinions expressed in this communication represent the views of WisdomTree and should not be construed as regulatory, tax or legal advice. WisdomTree makes no warranty or representation as to the accuracy of any of the views or opinions expressed in this communication. Any decision to invest should be based on the information contained in the appropriate prospectus and after seeking independent investment, tax and legal advice.

This document is not, and under no circumstances is to be construed as, an advertisement or any other step in furtherance of a public offering of shares or securities in the United States or any province or territory thereof. Neither this document nor any copy hereof should be taken, transmitted or distributed (directly or indirectly) into the United States.

Although WisdomTree endeavours to ensure the accuracy of the content in this document, WisdomTree does not warrant or guarantee its accuracy or correctness. Where WisdomTree has expressed its own opinions related to product or market activity, these views may change. Neither WisdomTree, nor any affiliate, nor any of their respective officers, directors, partners, or employees accepts any liability whatsoever for any direct or consequential loss arising from any use of this document or its contents.